


*SHERWIN-WILLIAMS*®

COLORMIX® FORECAST 2025



CAPSULES

# SHERWIN-WILLIAMS®

COLORMIX® FORECAST 2025

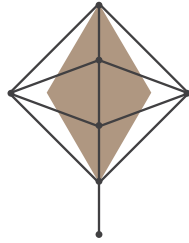


Through rigorous research, expert global trend analysis, and deep industry understanding, the Sherwin-Williams Colormix® Trendsight Team guides the way with data-driven insights. The strength of our color forecasting allows us to anticipate the trends of tomorrow and shape a more vibrant, harmonious, and responsive world—one shade at a time.

With the 2025 Colormix® Forecast, we invite you to immerse yourself in **Capsules**: an exploration of the magic contained within the colors, materials, and finishes that will inspire innovation, create connections, and illuminate the future of residential and commercial design.

*Sue Wadden*

Sue Wadden  
Director of Color Marketing



# chrysalis

In the hushed, hidden places where the unrefined  
beauty of nature lies in wait, allowed to rest,  
to simply be, our highest potential quietly unfolds.

Intentional living and future thinking merge in a palette  
of subtle neutrals—live-edge wood, sifting sands,  
and turned earth—capturing a feeling of sanctuary  
and the essence of a single, enduring moment.



Grounded SW 6089, Flat



**Grounded**  
SW 6089 (197-C6)

 Commercial




**Sealskin**  
SW 7675 (277-C7)

 Commercial



**Mexican Sand**  
SW 7519 (288-C4)




**Pure White**  
SW 7005 (255-C1)



**Studio Clay**  
SW 9172 (246-C4)



**Studio Mauve**  
SW 0062




**Carnelian**  
SW 7580 (276-C6)

Commercial



**Shiitake**  
SW 9173 (248-C1)

 Commercial




**Thunderous**  
SW 6201 (216-C6)

Commercial




**Mindful Gray**  
SW 7016 (244-C2)



**Drift of Mist**  
SW 9166 (238-C2)

 Commercial



**Tanbark**  
SW 6061 (195-C6)

 Available in Peel & Stick





**Drift of Mist** SW 9166, Eg-Shel (walls)

**Thunderous** SW 6201, Satin (cabinets)

“ The colors of Chrysalis are reminiscent of a slow-growing forest, the timeless stories of nature contained within its grain, and the generations of precious memories made upon hand-hewn hardwood floors.

Maggie O'Hare

**Senior Color Marketing Manager, Industrial Wood Coatings**

*Colormix® Trendsight Team Member*

With color that inspires a thoughtful, deliberate pace of living,  
we align with our intuition, find a touch of poetry in everyday things,  
and engage instinctively with our surroundings and our experiences.



Pure White SW 7005, Eg-Shel (walls & trim)

Sealskin SW 7675, Semi-Gloss (windows)



Mexican Sand SW 7519  
Eg-Shel



RAW | ELEMENTAL | RUSTIC | INTENTIONAL



Mindful Gray SW 7016  
Eg-Shel



# chrysalis

## COMMERCIAL SPACES

By merging organic aesthetics with groundbreaking product innovations, commercial design continues to metamorphose, redefining luxury by drawing upon sustainable materials, sophisticated color palettes and earthen textures to create dramatic displays of raw minimalism.

- **Grounded** SW 6089 (197-C6)
- **Sealskin** SW 7675 (277-C7)
- **Carnelian** SW 7580 (276-C6)
- **Thunderous** SW 6201 (216-C6)
- **Shiitake** SW 9173 (248-C1)
- **Drift of Mist** SW 9166 (238-C2)



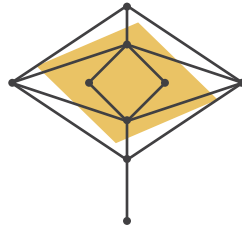
Shiitake SW 9173



## COLOR, MATERIAL, FINISH

The way that an environment, surface, or product looks, feels, and functions is dependent on not only color—but also the materials and finishes selected for a space. The Chrysalis color capsule is embodied by a sophisticated nature-inspired palette and the most up-to-date product technologies available through Full Spectrum Possibilities.

1. Industrial Wood Custom Floor Stain
2. Industrial Wood Cabinet Coating, Sealskin SW 7675
3. Pro Industrial™ Waterbased Acrolon 100, Carnelian SW 7580
4. Factory-Applied Metal Coating, Liquid
5. SofTop™ Floor SL, Thunderous SW 6201
6. Resufloor™ Terrazzo TG, SW80-1022TZ
7. Pro Industrial™ Acrylic, Sealskin SW 7675
8. H&C® Heavy Shield™ Concrete Coating, Shiitake SW 9173
9. Industrial Wood Building Product Coating, Thunderous SW 6201



# paradox

Creating curiosity and contrast, we step boldly outside established boundaries, conquering the conventional with a twist on tradition to reveal something totally new.

At once free-spirited and philosophical, sweet and subversive, wild and welcoming, this dopamine-drenched palette exchanges precedent for playfulness with electric brights, grounding neutrals, and candy-coated accents.






**Alabaster** SW 7008, Flat (walls)

**Talipot Palm** SW 6726, Eg-Shel (arch)

**Cascades** SW 7623, Satin (console)





**Egret White**  
SW 7570 (255-C4)



**Dragon Fruit**  
SW 6855 (101-C2)

Commercial



**Talipot Palm**  
SW 6726 (151-C6)


Commercial



**Inkwell**  
SW 6992 (251-C4)



**Slow Green**  
SW 6456 (159-C1)



**Alabaster**  
SW 7008 (255-C2)



**Antiquarian Brown**  
SW 0045



**Frank Blue**  
SW 6967 (176-C3)



**Rejuvenate**  
SW 6620 (118-C4)




**Quilt Gold**  
SW 6696 (137-C3)

Commercial



**Cascades**  
SW 7623 (279-C1)

Commercial



**Euphoric Lilac**  
SW 6835 (183-C2)

Commercial

 Available in Peel & Stick



Euphoric Lilac SW 6835, Flat (walls)

Dragon Fruit SW 6855, Semi-Gloss (doors)

Alabaster SW 7008, Eg-Shel (back walls) and Semi-Gloss (trim)

“ Unexpected elements in print, pattern, and perspective ignite the interest of an interior and push the boundaries of inventiveness to establish surreal engagement in both residential and commercial design.

Kiki Redhead  
Global CMF & Trend Manager, Industrial & Performance Coatings  
Colormix® Trendsight Team Member



**Slow Green** SW 6456  
Eg-Shel (wall)

**Quilt Gold** SW 6696  
Eg-Shel (stripes)

**Alabaster** SW 7008  
Semi-Gloss (banister)

EXUBERANT | SURREAL | PROFOUND | UNEXPECTED



**Rejuvenate** SW 6620  
Satin (vanity)

**Alabaster** SW 7008  
Eg-Shel (walls) and  
Semi-Gloss (column & trim)



Paradox fuses youthful whimsy and time-honored design principles to dissolve expectations about color, style, and the status quo.



**Quilt Gold** SW 6696, Flat (walls)

**Frank Blue** SW 6967, Semi-Gloss (shelves)

**Alabaster** SW 7008, Semi-Gloss (trim)





## COLOR, MATERIAL, FINISH

Our complete portfolio of products can amplify the surprise and delight of Paradox by infusing color into performance flooring, custom-created wood finishes, and unexpected substrates to heighten the sense of whimsy and wonder.

1. Industrial Wood Custom Furniture Stain
2. Factory-Applied Metal Coating, Powder
3. Factory-Applied Metal Coating, Liquid
4. Industrial Wood Building Product Coating, Inkwell SW 6992
5. Industrial Wood Furniture Coating, Egret White SW 7570
6. Industrial Wood Building Product Coating, Talipot Palm SW 6726
7. Industrial Wood Custom Furniture Stain
8. Industrial Wood Cabinet Coating, Quilt Gold SW 6696
9. SofTop™ Floor Comfort SL, Euphoric Lilac SW 6835

paradox

## COMMERCIAL SPACES

Otherworldly, immersive interior design creates a diverting sense of depth in commercial spaces where fun serves a functional purpose. Connect with short-term visitors and long-term occupants alike through an engaging sense of energy, contemporary color drenching, and a never-before-seen brand of boldness.

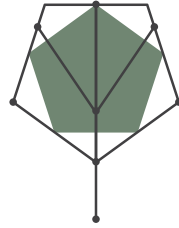
-  **Talipot Palm** SW 6726 (151-C6)
-  **Dragon Fruit** SW 6855 (101-C2)
-  **Euphoric Lilac** SW 6835 (183-C2)
-  **Cascades** SW 7623 (279-C1)
-  **Quilt Gold** SW 6696 (137-C3)



Quilt Gold SW 6696

Dragon Fruit SW 6855

Euphoric Lilac SW 6835



# wellspring

From a powerful, infinite source, the wisdom of the ages rushes forth to meet us where we are, locally and globally, and to reinvigorate us with inspiration and fresh perspective.

Return to our shared heritage with a palette symbolic of a deep connectedness to the land, to the work of our hands, and to narrative-rich colors that help us tell our story.





Oyster White SW 7637, Eg-Shel (walls)

Borscht SW 7578, Semi-Gloss (door)





**Warm Stone**  
SW 7032 (243-C5)



**Persimmon**  
SW 6339 (124-C3)

Commercial




**Borscht**  
SW 7578 (276-C2)



**Bosc Pear**  
SW 6390 (139-C6)




**French Roast**  
SW 6069 (196-C7)



**Oyster White**  
SW 7637 (254-C7)



**Tres Naturale**  
SW 9101 (203-C1)



**Upward**  
SW 6239 (224-C1)



**Outerspace**  
SW 6251 (225-C7)

Commercial



**Chartreuse**  
SW 0073

Commercial



**Green Bay**  
SW 6481 (170-C6)

Commercial



**Gallery Green**  
SW 0015

 Available in Peel & Stick



Warm Stone SW 7032, Flat (walls)

Oyster White SW 7637, Satin (trim)

“ Wellspring’s notion of authenticity extends beyond the tangible to encompass the entire creative process, from conception to realization, advocating for preservation, repair, and reuse over replacement.

Patrícia Fecci

**Color Marketing Manager, Brazil**

*Colormix® Trendsight Team Member*

The colors of Wellspring speak with deep respect for ancestral teachings, honor the wisdom found in each act of discovery, and help us find meaning in collective creativity.



Outerspace SW 6251, Eg-Shel (walls)

Upward SW 6239, Eg-Shel (shelves)





**French Roast** SW 6069,  
Flat (wall)

**Oyster White** SW 7637,  
Satin (trim)

MULTICULTURAL | REVERENT | CRAFTED | REIMAGINED



**Tres Naturale** SW 9101,  
Flat



# wellspring

## COMMERCIAL SPACES

Today's commercial designs transcend traditional aesthetics while paying homage to a mix of timeless artistic visions, creating environments that enhance a sense of identity, encourage participation and presence, and foster emotional connections.

-  **Persimmon** SW 6339 (124-C3)
-  **Chartreuse** SW 0073
-  **Outerspace** SW 6251 (225-C7)
-  **Green Bay** SW 6481 (170-C6)



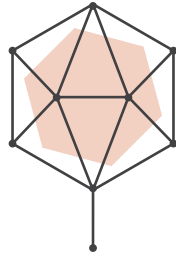
**Outerspace** SW 6251



## COLOR, MATERIAL, FINISH

Wellspring celebrates bringing long-established techniques into modern design touches. Fuse past and present with Full Spectrum Possibilities—today’s coatings technologies made possible by more than a century of industry knowledge.

1. Resuflor™ Terrazzo TG, SW1042-TZ
2. Minwax® Performance Series Stain, Classic Gray MW271
3. Pro Industrial™ Waterbased Alkyd Urethane, Persimmon SW 6339
4. Industrial Wood Building Product Coating, Outerspace SW 6251
5. Industrial Wood Custom Floor Stain
6. Resuflor™ Deco Flake BC, 1/16" Desert Mirage
7. Hi-Solids Polyurethane 250, Tres Naturele SW 9101
8. Factory-Applied Metal Coating, Powder
9. H&C® COLORTOP™ Concrete Stain, Warm Stone SW 7032
10. Industrial Wood Building Product Coating, Bosc Pear SW 6390
11. Industrial Wood Custom Furniture Stain
12. Industrial Wood Cabinet Coating, Tres Naturele SW 9101
13. Factory-Applied Metal Coating, Liquid



# kindred

More than who we are, we're called to understand who we are to each other, offering a heartfelt promise to widen our inner circle with kindness, openness, and belonging.

Celebrate uniqueness and nurture the notion of communal well-being with a collection of warm-hearted colors intended to reflect the diversity and dynamism of our individual identities.





Koral Kicks SW 6610, Eg-Shel (walls)

Caribbean Coral SW 2854, Satin (door)



**Redend Point**  
SW 9081 (195-C4)



**Dark Night**  
SW 6237 (222-C7)


Commercial



**Rookwood Red**  
SW 2802




**Caribbean Coral**  
SW 2854



**Koral Kicks**  
SW 6610 (117-C1)




**Storm Cloud**  
SW 6249 (225-C5)




**Icy Lemonade**  
SW 1667 (138-C2)

Commercial



**Rockweed**  
SW 2735 (252-C1)

Commercial




**Tidewater**  
SW 6477 (170-C1)

Commercial



**Sun Bleached Ochre**  
SW 9011 (127-C3)

Commercial



**Creamy**  
SW 7012 (261-C3)



**Red Tomato**  
SW 6607 (108-C5)

Commercial

 Available in Peel & Stick



Dark Night SW 6237, Flat (walls)

Creamy SW 7012, Satin (trim)

Tidewater SW 6477, Flat (ceiling)

“

Through thoughtful architectural and interior design, and by prioritizing user experience and engagement, design teams cultivate environments that not only meet functional needs but also instill a sense of pride and ownership among community members.

Emily Kantz

**Color Marketing Manager, Global Architectural Group**

*Colormix® Trendsight Team Member*



Redend Point SW 9081  
Eg-Shel



INCLUSIVE | COMPASSIONATE | MAXIMALIST | COLLABORATIVE



Icy Lemonade SW 1667  
Satin (paneling & trim)

Creamy SW 7012  
Eg-Shel (walls)



Rockweed SW 2735, Flat (arch)

Creamy SW 7012, Flat (walls)

Kindred's beautifully diverse array of colors reflects a new cultural mindset that embraces abundance, eclecticism, and compassionate, human-centric solutions.





## COLOR, MATERIAL, FINISH

In the spirit of Kindred, specifying products that prioritize the diverse needs of a community can ensure that empathetic design principles are thoughtfully implemented. Explore our complete portfolio of products using the QR code.



**SHERWIN-WILLIAMS**

FULL SPECTRUM POSSIBILITIES

1. Sher-Loxane® 800, Sun Bleached Ochre SW 9011
2. Pro Industrial™ Pre-Catalyzed Waterbased Epoxy, Icy Lemonade SW 1667
3. Industrial Wood Building Product Coating, Storm Cloud SW 6249
4. Resuflor™ Terrazzo TG, SW1047-TZ
5. Factory-Applied Metal Coating, Powder
6. SuperDeck® Solid Color Stain, Traditional Mahogany SW 3080
7. Minwax® Performance Series Stain, Cooper Brown MW419
8. Industrial Wood Cabinet Coating, Creamy SW 7012
9. Industrial Wood Building Product Coating, Rookwood Red SW 2802
10. H&C® Acryla-Deck® Concrete Coating, Caribbean Coral SW 2854
11. Factory-Applied Metal Coating, Powder
12. SofTop™ Floor Comfort SL, Light Gray/White Decorative Meld
13. Industrial Wood Custom Furniture Stain



kindred

## COMMERCIAL SPACES

Aesthetically beautiful commercial environments are enriched by open-mindedness and inclusivity, with a focus on crafting deeply useful experiences for all. Create multisensory encounters by tailoring designs to the unique interactions of the physical space, lighting, sound, branding, and tech.

- **Dark Night** SW 6237 (222-C7)
- **Tidewater** SW 6477 (170-C1)
- **Rockweed** SW 2735 (252-C1)
- **Icy Lemonade** SW 1667 (138-C2)
- **Sun Bleached Ochre** SW 9011 (127-C3)
- **Red Tomato** SW 6607 (108-C5)



Tidewater SW 6477

# SHERWIN-WILLIAMS®

## COLORMIX® 2025

Every color is a gift waiting to be opened, each palette a capsule that contains a little bit of magic we can call our own. By peering within, looking beyond surface level, we discover a deeper connection between the colors we love and the lives we lead.

Immerse yourself in **Capsules**: the 2025 Colormix® Forecast, 48 trending colors that embody unique stories of raw authenticity, uncommon curiosity, ancient inspiration, and the changing paradigms contained within our always-wonderful world.

Bring the forecast to life with color samples.



design  
professionals



homeowners

[swcolorforecast.com](https://swcolorforecast.com)



Colors provided by The Sherwin-Williams Company.  
Color samples shown approximate actual paint colors as closely as possible.